



CAMLOG® Titanium bases
CAD/CAM for individual
fabricated restorations

Custom-made restorations

Efficient digital workflow

Fully digital to the finished restoration with CAMLOG® Titanium base CAD/CAM - from intraoral scanning with the CAMLOG® Scanbody or CAMLOG® Scanpost through to the fabrication of customized abutments/mesostructures or anatomically shaped individual crowns.

New: Titanium base CAD/CAM free – flexible solution for the angled screw channel

- Axis correction possible up to 25° vertically and 35° horizontally
- Anti-rotation protection for precise bonding of the ceramic crown
- Two different chimney heights (4.7 and 6.5 mm)
- One channel geometry for all implant diameters (except Ø 5.0 mm)
- Roughened bonding surface
- Improved esthetics in the anterior tooth region and simplified access to the screw channel in case of limited space
- If the "captured screw" method is used, make sure that the final abutment screw used for definitive fixation has been inserted before bonding.



Flexible workflows depending on the degree of digitization

- Burns residue free and can be shortened to a custom length
- Inner design takes the optimal bonding gap to the titanium base into account for casting or molding techniques
- Various processing methods:
 - Scanning a wax-up prepared on the modeling aid
 - Cast/mold processing of the modeling aid

* not for titanium base CAD/CAM free



Patient-friendly scanning option

Regardless of system – with the CAMLOG® Scanbody

- Reusable scanbody
- Independent of closed manufacturing systems


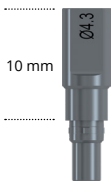

System-specific - with the CAMLOG® Scanpost for the Sirona® Scanbody*

- Precise fit of the Sirona® Scanbody on the scanpost
- Integration of the implant into the Sirona® workflow (incl. access to fully compatible material blocks)
- Chairside fabrication possible

User-friendly processing in the laboratory with the CAMLOG® Bonding aid*

- Easy to screw by hand with lab analogs
- Prevents the flow of bonding material into the screw channel when bonding the prosthetic restoration
- Prevents damage to the screw channel when sandblasting the titanium base CAD/CAM

Scanbodies and Scanposts

	Article	Art.-No.	Ø
	<p>CAMLOG® Scanbody** for optical, 3-dimensional localization of CAMLOG® Implants in the mouth or CAMLOG® Lab analogs in the working model, incl. abutment screw, sterile</p> <p>Not compatible with the CEREC and inLab systems from Dentsply Sirona</p> <p>Material PEEK</p>	K2610.3310	3.3 mm
		K2610.3810*	3.8 mm
		K2610.4310*	4.3 mm
		K2610.6010*	5.0 mm
			6.0 mm
 New	<p>CAMLOG® Scanbody multi-use for optical, 3-dimensional localization of CAMLOG® Implants in the mouth or CAMLOG® Lab analogs in the working model, incl. CAMLOG® Abutment screw</p> <p>Not compatible with the CEREC and inLab systems from Dentsply Sirona</p> <p>Material Titanium alloy</p>	K2630.3300	3.3 mm
		K2630.3800	3.8 mm
		K2630.4300	4.3 mm
		K2630.6000	5.0 mm
			6.0 mm
	<p>CAMLOG® ScanPost for Sirona® Scanbody for digital recording of the CAMLOG® Implant or lab analog position and for further processing in the CEREC and inLab systems from Dentsply Sirona, incl. abutment screw</p> <p>Material Titanium alloy</p>	K2620.3306	3.3 mm
		K2620.3806*	3.8 mm
		K2620.4306*	4.3 mm
		K2620.5006*	5.0 mm
		K2620.6006*	6.0 mm

* can also be used for Platform Switching

** Please check whether the CAMLOG® Scanbody is available in the CAD software used.

CAD libraries for selected CAMLOG® Prosthetic components are available for free download here:

Germany: www.camlog.de/cad-bibliotheken

Austria: www.alltecdental.at/cad-bibliotheken

Switzerland: www.camlog.ch/cad-bibliotheken

Matching Sirona® Scanbodies size S for CAMLOG® Scanposts and CAMLOG® Titanium base CAD/CAM, crown, with Ø 3.3/3.8/4.3 mm:

For Omnicam®: Article number 6431311

For Bluecam®: Article number 6431295

Matching Sirona® Scanbodies size L for CAMLOG® Scanposts and CAMLOG® Titanium base CAD/CAM, crown, with Ø 5.0/6.0 mm:

For Omnicam®: Article number 6431329

For Bluecam®: Article number 6431303

Sirona® Scanbodies are available from Dentsply Sirona.

CAMLOG® Titanium bases CAD/CAM

Overview

	CAMLOG® Titanium base CAD/CAM	CAMLOG® Titanium base CAD/CAM PS	CAMLOG® Titanium base free CAD/CAM free	CAMLOG® Titanium base free CAD/CAM free PS
Description	Complete system with titanium base CAD/CAM abutment, modeling aid and bonding aid	Complete system with titanium base CAD/CAM abutment, modeling aid and bonding aid in Platform Switching design	System-independent titanium base for situations with angled screw channel (vertical angulation up to 25°)	System-independent titanium base for situations with angled screw channel (vertical angulation up to 25°) in Platform Switching design
Available as crown version	✓	✓ *	✓	✓
Available as bridge version	✓	✓ *		
Available in one chimney height (4.7 mm) and one gingival height	✓	✓		
Available in two chimney heights (4.7 and 6.5 mm) and one gingival height			✓	✓
Can be used in combination with the Sirona® Scanbody for the complete Sirona workflow	✓	✓		
Open system by using CAMLOG® Scanbody			✓	✓
Can be used with screwdriver, hex	✓	✓	✓ ***	✓ ***
Can be used with ballpoint screwdriver			✓ **	✓ **




* not for diameter 3.3 mm

** Must be used with angulated screw-channels

*** Must be used with straight screw-channels

Product details

Screwdriver





	Article	Art.-No.	L
	Screwdriver hex, extra short, manual/wrench Material Stainless steel	J5317.0510	14.5 mm
	Screwdriver hex, short, manual/wrench Material Stainless steel	J5317.0501	22.5 mm
	Screwdriver hex, long, manual/wrench Material Stainless steel	J5317.0502	30.3 mm
	Screwdriver hex, short, ISO shaft Material Stainless steel	J5317.0504	18.0 mm
	Screwdriver hex, long, ISO shaft Material Stainless steel	J5317.0503	26.0 mm
	Manual screwdriver, hex without wrench head connection Material Stainless steel	J5317.0511	23.0 mm
	Ballpoint screwdriver hex, short, ISO shaft Material Stainless steel	J5319.0504*	27 mm
	Ballpoint screwdriver hex, long, ISO shaft Material Stainless steel	J5319.0503*	35 mm
	Ballpoint screwdriver hex, short, manual/wrench Material Stainless steel	J5319.0501	24 mm
	Ballpoint screwdriver hex, long, manual/wrench Material Stainless steel	J5319.0502	32 mm

*The ISO shaft is only intended for use with adapters ISO shaft for wrench (J5002.0011)!

Ballpoint screwdrivers are only approved for use with the CAMLOG® Titanium base CAD/CAM free.





Product details

Titanium bases CAD/CAM free

	Article	Art.-No.	Ø	GH
 4.7 mm New	CAMLOG® Titanium base CAD/CAM free, crown, short incl. abutment screw for titanium base CAD/CAM and lab screw Material Titanium alloy	K2247.3348*	3.3 mm	0.4 mm
		K2247.3848	3.8 mm	0.3 mm
		K2247.4348	4.3 mm	
		K2247.5048	5.0 mm	
 4.7 mm PS New	CAMLOG® Titanium base CAD/CAM free PS, crown, short, for Platform Switching incl. abutment screw for titanium base CAD/CAM and lab screw Material Titanium alloy	K2247.3808	3.8 mm	0.8 mm
		K2247.4308	4.3 mm	
		K2247.5008	5.0 mm	
 6.5 mm New	CAMLOG® Titanium base CAD/CAM free, crown, long incl. abutment screw for titanium base CAD/CAM and lab screw Material Titanium alloy	K2265.3848	3.8 mm	0.3 mm
		K2265.4348	4.3 mm	
		K2265.5048	5.0 mm	
 6.5 mm PS New	CAMLOG® Titanium base CAD/CAM free PS, crown, long, for Platform Switching incl. abutment screw for titanium base CAD/CAM and lab screw Material Titanium alloy	K2265.3808	3.8 mm	0.8 mm
		K2265.4308	4.3 mm	
		K2265.5008	5.0 mm	

*Only for crown restorations in the region of the upper lateral and lower lateral and central incisors

Titanium bases CAD/CAM and modeling aid

	Article	Art.-No.	Ø	GH
 <p>4.7 mm</p>	CAMLOG® Titanium base CAD/CAM, crown incl. abutment screw for titanium base CAD/CAM and bonding aid Material Titanium alloy/POM	K2244.3348*	3.3 mm	0.4 mm
		K2244.3848	3.8 mm	0.3 mm
		K2244.4348	4.3 mm	
		K2244.5048	5.0 mm	
		K2244.6048	6.0 mm	
 <p>4 mm</p>	CAMLOG® Titanium base CAD/CAM, bridge incl. abutment screw for titanium base CAD/CAM and bonding aid Material Titanium alloy/POM	J2344.3348	3.3 mm	0.4 mm
		J2344.3848	3.8 mm	
		J2344.4348	4.3 mm	
		J2344.5048	5.0 mm	
		J2344.6048	6.0 mm	
 <p>4.7 mm</p> <p>PS</p>	CAMLOG® Titanium base CAD/CAM PS for Platform Switching, crown incl. abutment screw for titanium base CAD/CAM and bonding aid Material Titanium alloy/POM	K2210.3808	3.8 mm	0.8 mm
		K2210.4308	4.3 mm	
		K2210.5008	5.0 mm	
 <p>11 mm</p>	CAMLOG® Modeling aid for CAMLOG® Titanium base CAD/CAM, crown burn-out, for fabricating mesostructures and crowns Material POM	J2244.3302	3.3 mm	-
		J2244.3802	3.8 mm	
		J2244.4302	4.3 mm	
		J2244.5002	5.0 mm	
		J2244.6002	6.0 mm	

*Only for crown restorations in the region of the upper lateral and lower lateral and central incisors

The geometries of the CAMLOG® Titanium bases CAD/CAM are available as a CAD library for leading dental CAD systems.

The libraries are available for free download at:

Germany: www.camlog.de/cad-bibliotheken

Austria: www.alltecdental.at/cad-bibliotheken

Switzerland: www.camlog.ch/cad-bibliotheken

DEDICAM® CAD/CAM prosthetics from Camlog

Find out more about DEDICAM® Products at:

Germany / Switzerland: Telephone +49 7044 9445-800 | dedicam.cad@camlog.com | www.camlog.de/cadcam

Austria: Telephone +43 5572 372341 | info@alltecdental.at | www.alltecdental.at/cadcam

Headquarters

CAMLOG Biotechnologies GmbH | Margarethenstr. 38 | 4053 Basle | Switzerland
Telephone +41 61 565 41 00 | Fax +41 61 565 41 01 | info@camlog.com | www.biohorizonscamlog.com

Manufacturer CAMLOG® and CONELOG® Products: ALTATEC GmbH | Maybachstr. 5 | 71299 Wimsheim | Germany
CAMLOG® and CONELOG® are registered trademarks of CAMLOG Biotechnologies GmbH.

Inspiring excellence in oral reconstruction

