

a perfect fit™



SURGERY CAMLOG®/CONELOG® SCREW-LINE

Surgery set and drills
Osteotomy sets
ALTApin set
Sinus set
Complementary surgical instruments



camlog

THE SURGERY SET AND DRILLS



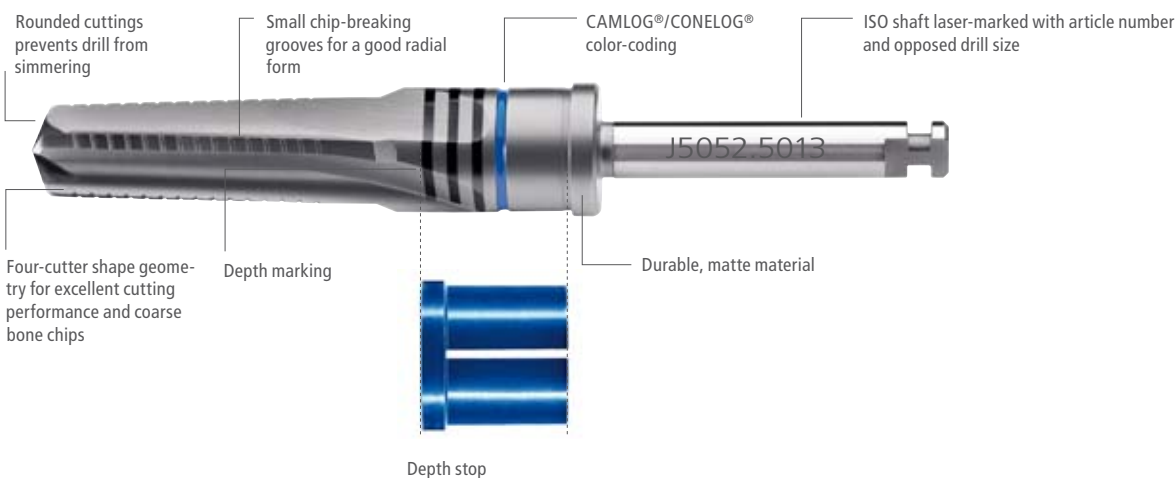
THE SURGERY SET

The surgery set CAMLOG®/CONELOG® SCREW-LINE includes the surgical instruments for implant bed preparation and insertion of CAMLOG® and CONELOG® SCREW-LINE implants. The surgery set also includes a torque wrench and screwdrivers (hex).

The drills are arranged in the set according to the treatment sequence and are color coded/sorted by implant diameter. Color lines on the tray indicate the exact drilling sequence. The pilot drill is used to pre-drill to the final depth based on the length of the implant. The drill hole diameter is then expanded in increasing size using the pre-drill and the form drills until the planned implant diameter is reached. Depth stops are also available optionally for all form drills. Form drills cortical bone and taps are available for bone qualities 1 or 2 (Lekholm & Zarb, 1985).

THE DRILLS AND TAPS

The multi-use drills and taps were specially developed for the gentle preparation of the implant bed. They do not have any internal irrigation, making it easier and quicker to prepare them manually or mechanically using cleaning and disinfection equipments. A new four-cutter shape geometry provides excellent cutting performance and produces coarse, vital bone chips.



THE ADVANTAGES AT A GLANCE



- One surgery set for CAMLOG® and CONELOG®
- Color-coding for ease of use
- Practical arrangement of the instruments
- Transparent cover for a view of the instruments

THE ADVANTAGES AT A GLANCE

- Ease of use, excellent cutting performance due to the four-cutter shape geometry design
- For gentle preparation of the CAMLOG® and CONELOG® implant bed
- For extraction of coarse, vital bone chips
- Reusable drills and taps with no internal irrigation
- Mechanical preparation possible (in the cleaning and disinfection device)

OSTEOTOMES

ANGLED AND STRAIGHT –
CONVEX AND CONCAVE



THE OSTEOTOMES

The osteotomes of the osteotomy sets CAMLOG®/CONELOG® SCREW-LINE are used to preserve the bone substance by condensing and displacing the local bone in the soft bone of the maxilla and mandible for bone quality 3 and 4 (Lekholm & Zarb, 1985) to achieve adequate primary stability of the CAMLOG® or CONELOG® SCREW-LINE implants.

They preserve bone that is removed and rinsed using drills to prepare the implant bed. In certain cases, osteotomes can also be tapped into the sinus area for the greenstick fracture to lift the sinus base.

The osteotomy represents an alternative method for implant bed preparation. The straight and angled instruments make use in the anterior and posterior area possible. The ergonomic handles make a very delicate approach possible. The convex or concave work elements convert the pressure into the desired result. The prominent scaling and labeling on the work element, similar to the implant lengths (7/9/11/13/16 mm), ensure safe depth control during the preparation.

For easy identification, the handles are color-coded based on the CAMLOG® and CONELOG® implant diameters (3.3/3.8/4.3/5.0/6.0 mm).

The CAMLOG® and CONELOG® SCREW-LINE osteotomy sets are available in four designs:

- straight convex
- angled convex
- straight concave
- angled concave



Osteotomy set CAMLOG®/CONELOG® SCREW-LINE, straight



Osteotomy set CAMLOG®/CONELOG® SCREW-LINE, angled



Prominent scaling

Ergonomic handle

Color-coded

THE ADVANTAGES AT A GLANCE

- For CAMLOG® and CONELOG® implants
- Convex and concave geometries
- Ergonomic handles for a delicate approach
- Color-coding for easy identification
- Prominent scaling for safe depth control
- Mechanical preparation possible

ALTAPIN SET MEMBRANE FIXATION




THE ADVANTAGES AT A GLANCE

- Autoclavable set
- Double sterile packaging of ALTAPIN magazine
- Resterilization of unused titanium pins possible

THE SINUS SET

Supporting instruments for sinus lifts.



Sinus Set

By Drs. Kirsch/Ackermann

Contents:

- 1 Universal rasp
- 6 Elevators
- 2 Plugging/packing instruments
- 1 Medical beaker

THE COMPLEMENTARY SURGICAL INSTRUMENTS

To make inserting CAMLOG® or CONELOG® SCREW-LINE implants safe even in narrow gaps and limited occlusal space conditions, several instruments are available to the user for safe transfer into the implant bed:

Transfer into the implant bed



Adapter, long, for CAMLOG® or CONELOG® SCREW-LINE implants

For Ø 3.3/3.8/4.3 mm



Holding sleeve for screw implants

Color-coded, for Ø 3.3/3.8/4.3 mm

Manual insertion of the implant into the bone



Cardanic driver (30°)

Adjustable in length



PickUp instrument

Holder for transferring implants into the bone

HEADQUARTERS

CAMLOG Biotechnologies AG | Margarethenstrasse 38 | CH-4053 Basel | Switzerland
info@camlog.com | www.camlog.com

Manufacturer of CAMLOG®- and CONELOG® products: ALTATEC GmbH, Maybachstraße 5, D-71299 Wimsheim, Germany

camlog