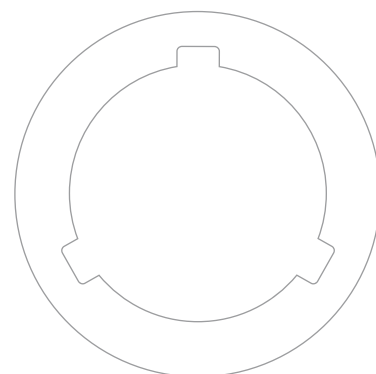


a perfect fit™



SYSTEM OVERVIEW CAMLOG® IMPLANT SYSTEM

















camlog

SYSTEM OVERVIEW CAMLOG® VARIO SR PROSTHETIC SYSTEM

PROSTHETICS

CROWN, BRIDGE AND HYBRID RESTORATIONS

VARIO SR PROSTHETIC COMPONENTS FOR OCCLUSALLY SCREW-RETAINED RESTORATIONS

		GH in mm	∅ 3.8 mm	∅ 4.3 mm	∅ 5.0 mm	∅ 6.0 mm	
CAMLOG® VARIO SR ABUTMENTS*	CAMLOG® Vario SR abutment, straight , incl. CAMLOG® Vario SR abutment screw		GH 0.8	K2560.3808	K2560.4308	K2560.5008	K2560.6008
	CAMLOG® Vario SR abutment, 20° angled , incl. CAMLOG® abutment screw			K2561.3800	K2561.4300	K2561.5000	K2561.6000
	CAMLOG® Vario SR abutment, 30° angled , incl. CAMLOG® abutment screw			K2562.3800	K2562.4300	K2562.5000	K2562.6000
IMPRESSION TAKING FOR VARIO SR SINGLE CROWN RESTORATIONS	CAMLOG® Impression post , open tray			K2121.3800	K2121.4300	K2121.5000	K2121.6000
	CAMLOG® Impression post , closed tray			K2110.3800	K2110.4300	K2110.5000	K2110.6000
FABRICATION OF THE PLASTER MODEL FOR VARIO SR SINGLE CROWN RESTORATIONS	CAMLOG® Lab analogs			J3010.3800	J3010.4300	J3010.5000	J3010.6000
VARIO SR IMPRESSION TAKING FOR BRIDGE AND BAR RESTORATIONS	Vario SR impression cap , open tray, incl. fixing screw, (without rotation securing device)			J2566.4300		J2566.6000	
	Vario SR impression cap , closed tray, (without rotation securing device)			J2565.4300		J2565.6000	
VARIO SR FABRICATION OF THE PLASTER MODEL FOR BRIDGE AND BAR RESTORATIONS	Vario SR analog			J2567.4300		J2567.6000	
VARIO SR PLASTIC COPINGS	Vario SR plastic coping, crown , with triple-surface antirotation, for straight CAMLOG® Vario SR abutments			J2563.4302		J2563.6002	
	Vario SR plastic coping, bridge , for straight and angled CAMLOG® Vario SR abutments			J2563.4301		J2563.6001	
	Vario SR plastic coping, crown , with single-surface antirotation, for angled CAMLOG® Vario SR abutments			J2563.4303		J2563.6003	
VARIO SR TITANIUM CAPS FOR TEMPORARY OR FINAL BRIDGE RESTORATIONS	Vario SR titanium cap, bridge , incl. Vario SR prosthetic screw			J2564.4301		J2564.6001	
VARIO SR BASES FOR BAR	Vario SR base for bar , laser-weldable, for ∅ 3.8/4.3 mm, for ∅ 5.0/6.0 mm, incl. Vario SR prosthetic screw			J2570.4300		J2570.6000	

* CAMLOG® Vario SR abutments and Vario SR protection caps are packed sterile. GH = gingiva height

CAMLOG® PROSTHETICS

TORQUE WRENCH SETTINGS

FOR FINAL FIXATION OF SURGICAL COMPONENTS AND SUPRASTRUCTURES

Article



J5320.1030

CAMLOG® Implant cover screw:



CAMLOG® Healing caps (incl. PS):

cylindrical
wide body
bottleneck



Vario SR protection caps



CAMLOG® Lab screw:



CAMLOG® Vario SR Lab screw:




CAMLOG® Temporary abutment (incl. PS)



CAMLOG® Scanbody



CAMLOG® Abutment screw:



CAMLOG® Vario SR Abutment screw:



CAMLOG® Esthomic® abutment, straight (incl. PS)

CAMLOG® Esthomic® abutment, angled 15°/20° (incl. PS)

CAMLOG® Esthomic® abutment, Inset



CAMLOG® Universal abutment (incl. PS)

CAMLOG® Gold-plastic abutment

CAMLOG® Titanium Bases CAD/CAM

CAMLOG® Ceramic abutment

CAMLOG® Logfit® abutment

CAMLOG® Telescope abutment

(from left to right)



CAMLOG® Vario SR abutment, straight

CAMLOG® Vario SR abutment, 20°/30° angled



Vario SR prosthetic screw:



Vario SR

Plastic copings/titanium caps/
bases for bar



tightened by hand



20 Ncm

15 Ncm

All screws have to be tightend after at least 5 minutes with the corresponding torque!

CAMLOG® PROSTHETICS TORQUE WRENCH SETTINGS












FOR FINAL FIXATION OF SURGICAL COMPONENTS AND SUPRASTRUCTURES

Article



J5320.1030

































∅
in mm

<p>CAMLOG® Bar abutment:</p> 		<table border="1"> <tr> <td>20 Ncm</td> <td>3.3</td> </tr> <tr> <td>30 Ncm</td> <td>3.8/4.3/ 5.0/6.0</td> </tr> </table>	20 Ncm	3.3	30 Ncm	3.8/4.3/ 5.0/6.0
20 Ncm	3.3					
30 Ncm	3.8/4.3/ 5.0/6.0					
<p>Healing cap for bar abutment:</p> 		<p>tightened by hand</p>				
<p>Prosthetic screw:</p> 		<p>15 Ncm</p>				
<p>Bases for bar abutment Titanium bonding base for bar abutment</p> 		<table border="1"> <tr> <td>20 Ncm</td> <td>3.3</td> </tr> <tr> <td>30 Ncm</td> <td>3.8/4.3/ 5.0</td> </tr> </table>	20 Ncm	3.3	30 Ncm	3.8/4.3/ 5.0
20 Ncm	3.3					
30 Ncm	3.8/4.3/ 5.0					
<p>CAMLOG® Ball abutment:</p> 		<table border="1"> <tr> <td>20 Ncm</td> <td>3.3</td> </tr> <tr> <td>30 Ncm</td> <td>3.8/4.3/ 5.0</td> </tr> </table>	20 Ncm	3.3	30 Ncm	3.8/4.3/ 5.0
20 Ncm	3.3					
30 Ncm	3.8/4.3/ 5.0					
<p>CAMLOG® Locator® abutment:</p> 						

All screws have to be tightend after at least 5 minutes with the corresponding torque!

SYSTEM OVERVIEW CAMLOG® IMPLANT SYSTEM

		Length in mm	∅ 3.3 mm	∅ 3.8 mm	∅ 4.3 mm	∅ 5.0 mm	∅ 6.0 mm	
SURGERY IMPLANTS	CAMLOG® SCREW-LINE Implant, Promote® incl. insertion post and cover screw, K-SERIES	9	–	K1042.3809	K1042.4309	K1042.5009	K1042.6009	
		11	K1042.3311	K1042.3811	K1042.4311	K1042.5011	K1042.6011	
		13	K1042.3313	K1042.3813	K1042.4313	K1042.5013	K1042.6013	
	CAMLOG® SCREW-LINE Implant, Promote® plus incl. insertion post and cover screw, K-SERIES	9	–	K1052.3809	K1052.4309	K1052.5009	K1052.6009	
		11	K1052.3311	K1052.3811	K1052.4311	K1052.5011	K1052.6011	
		13	K1052.3313	K1052.3813	K1052.4313	K1052.5013	K1052.6013	
	CAMLOG® ROOT-LINE Implant, Promote® incl. insertion post and cover screw	9	–	J1032.3809	J1032.4309	J1032.5009	J1032.6009	
		11	–	J1032.3811	J1032.4311	J1032.5011	J1032.6011	
		13	–	J1032.3813	J1032.4313	J1032.5013	J1032.6013	
	SCREW-LINE Implant CAMLOG® Guide, Promote® plus, incl. insertion post and cover screw, K-SERIES	9	–	K1053.3809	K1053.4309	–	–	
11		–	K1053.3811	K1053.4311	–	–		
13		–	K1053.3813	K1053.4313	–	–		
HEALING CAPS	CAMLOG® Healing caps, cylindrical	GH 2.0	J2015.3320	J2015.3820	J2015.4320	J2015.5020	J2015.6020	
		GH 4.0	J2015.3340	J2015.3840	J2015.4340	J2015.5040	J2015.6040	
		GH 6.0	–	J2015.3860	J2015.4360	J2015.5060	J2015.6060	
	CAMLOG® Healing caps PS, cylindrical, for Platform Switching	GH 2.0	–	K2005.3820	K2005.4320	K2005.5020	K2005.6020	
		GH 4.0	–	K2005.3840	K2005.4340	K2005.5040	K2005.6040	
		GH 6.0	–	K2005.3860	K2005.4360	K2005.5060	K2005.6060	
	CAMLOG® Healing caps, wide body	GH 2.0	J2014.3320	J2014.3820	J2014.4320	J2014.5020	J2014.6020	
		GH 4.0	J2014.3340	J2014.3840	J2014.4340	J2014.5040	J2014.6040	
		GH 6.0	–	J2014.3860	J2014.4360	J2014.5060	J2014.6060	
	CAMLOG® Healing caps PS, wide body, for Platform Switching	GH 4.0	–	K2004.3840	K2004.4340	K2004.5040	K2004.6040	
		GH 6.0	–	K2004.3860	K2004.4360	K2004.5060	K2004.6060	
		GH 4.0	J2011.3340	J2011.3840	J2011.4340	J2011.5040	J2011.6040	
	CAMLOG® Healing caps, bottleneck	GH 4.0	–	J2011.3860	J2011.4360	J2011.5060	J2011.6060	
		GH 6.0	–	J2011.3860	J2011.4360	J2011.5060	J2011.6060	
	CAMLOG® Healing caps PS, bottleneck, for Platform Switching	GH 4.0	–	K2001.3840	K2001.4340	K2001.5040	K2001.6040	
		GH 6.0	–	K2001.3860	K2001.4360	K2001.5060	K2001.6060	
	PROSTHETICS IMPRESSION TAKING	CAMLOG® Impression post, open tray	GH 4.0	K2121.3300	K2121.3800	K2121.4300	K2121.5000	K2121.6000
			GH 6.0	–	K2121.3800	K2121.4300	K2121.5000	K2121.6000
CAMLOG® Impression post PS, open tray, for Platform Switching		GH 4.0	–	K2119.3800	K2119.4300	K2119.5000	K2119.6000	
		GH 6.0	–	K2119.3800	K2119.4300	K2119.5000	K2119.6000	
CAMLOG® Impression post, closed tray, incl. impression cap, bite registration cap and fixing screw		GH 4.0	K2110.3300	K2110.3800	K2110.4300	K2110.5000	K2110.6000	
		GH 6.0	–	K2110.3800	K2110.4300	K2110.5000	K2110.6000	
CAMLOG® Impression post PS, closed tray, for Platform Switching, incl. impression cap, bite registration cap and fixing screw		GH 4.0	–	K2109.3800	K2109.4300	K2109.5000	K2109.6000	
		GH 6.0	–	K2109.3800	K2109.4300	K2109.5000	K2109.6000	
Impression cap for impression post, closed tray (5 units)		GH 4.0	J2111.3300	J2111.3800	J2111.4300	J2111.5000	J2111.6000	
		GH 6.0	–	J2111.3800	J2111.4300	J2111.5000	J2111.6000	
BITE REGISTRATION	CAMLOG® Bite registration post, incl. fixing screw and bite registration cap	GH 4.0	J2140.3300	J2140.3800	J2140.4300	J2140.5000	J2140.6000	
FABRICATION OF THE PLASTER MODEL	CAMLOG® Lab analog, for CAMLOG® abutments	GH 3.0	J3010.3300	J3010.3800	J3010.4300	J3010.5000	J3010.6000	
ABUTMENTS FOR CROWN AND BRIDGE RESTORATIONS	CAMLOG® Temporary abutment	GH 1.0 - 1.8	–	K2241.3800	K2241.4300	K2241.5000	K2241.6000	
		GH 3.0 - 4.5	–	K2241.3800	K2241.4300	K2241.5000	K2241.6000	
	CAMLOG® Temporary abutment PS, for Platform Switching	GH 1.0 - 1.8	–	K2208.3800	K2208.4300	K2208.5000	K2208.6000	
		GH 3.0 - 4.5	–	K2208.3800	K2208.4300	K2208.5000	K2208.6000	
	CAMLOG® Esthomic® abutment, straight	GH 1.0 - 1.8	–	K2226.3810	K2226.4310	K2226.5010	K2226.6010	
		GH 3.0 - 4.5	–	K2226.3830	K2226.4330	K2226.5030	K2226.6030	
	CAMLOG® Esthomic® abutment PS, straight, for Platform Switching	GH 1.5 - 2.5	–	K2202.3815	K2202.4315	K2202.5015	K2202.6015	
		GH 1.5 - 2.5	–	K2202.3815	K2202.4315	K2202.5015	K2202.6015	
	CAMLOG® Esthomic® abutment, 15° angled, type A	GH 1.0 - 1.8	–	K2227.3810	K2227.4310	K2227.5010	K2227.6010	
		GH 3.0 - 4.5	–	K2227.3830	K2227.4330	K2227.5030	K2227.6030	
	CAMLOG® Esthomic® abutment PS, 15° angled, type A, for Platform Switching	GH 1.5 - 2.5	–	K2203.3815	K2203.4315	K2203.5015	K2203.6015	
		GH 1.5 - 2.5	–	K2203.3815	K2203.4315	K2203.5015	K2203.6015	
	CAMLOG® Esthomic® abutment, 15° angled, type B	GH 1.0 - 1.8	–	K2228.3810	K2228.4310	K2228.5010	K2228.6010	
		GH 3.0 - 4.5	–	K2228.3830	K2228.4330	K2228.5030	K2228.6030	
	CAMLOG® Esthomic® abutment PS, 15° angled, type B, for Platform Switching	GH 1.5 - 2.5	–	K2204.3815	K2204.4315	K2204.5015	K2204.6015	
GH 1.5 - 2.5		–	K2204.3815	K2204.4315	K2204.5015	K2204.6015		
CAMLOG® Esthomic® abutment, 20° angled, type A	GH 1.0 - 1.8	–	K2231.3810	K2231.4310	K2231.5010	K2231.6010		
	GH 3.0 - 4.5	–	K2231.3830	K2231.4330	K2231.5030	K2231.6030		
CAMLOG® Esthomic® abutment, 20° angled, type B	GH 1.0 - 1.8	–	K2232.3810	K2232.4310	K2232.5010	K2232.6010		
	GH 3.0 - 4.5	–	K2232.3830	K2232.4330	K2232.5030	K2232.6030		
CAMLOG® Esthomic® abutment, Inset	GH 1.5 - 2.8	K2235.3315	K2235.3815	K2235.4315	K2235.5015	K2235.6015		
	GH 1.5 - 2.8	–	K2235.3815	K2235.4315	K2235.5015	K2235.6015		
CAMLOG® Universal abutment	GH 1.5 - 2.8	K2211.3300	K2211.3800	K2211.4300	K2211.5000	K2211.6000		
	GH 1.5 - 2.8	–	K2211.3800	K2211.4300	K2211.5000	K2211.6000		
CAMLOG® Universal abutment PS, for Platform Switching	GH 1.5 - 2.8	–	K2201.3800	K2201.4300	K2201.5000	K2201.6000		
	GH 1.5 - 2.8	–	K2201.3800	K2201.4300	K2201.5000	K2201.6000		

		Length in mm	∅ 3.3 mm	∅ 3.8 mm	∅ 4.3 mm	∅ 5.0 mm	∅ 6.0 mm
ABUTMENTS FOR CROWN AND BRIDGE RESTORATIONS	CAMLOG® Gold-plastic abutment		K2246.3300	K2246.3800	K2246.4300	K2246.5000	K2246.6000
	CAMLOG® Titanium base CAD/CAM		K2244.3348	K2244.3848	K2244.4348	K2244.5048	K2244.6048
	CAMLOG® Ceramic abutment		K2242.3340	K2242.3840	K2242.4340	K2242.5040	K2242.6040
	Zirkonium oxide sleeve, for CAMLOG® ceramic abutment, preparable		J2242.3341	J2242.3841	J2242.4341	J2242.5041	J2242.6041
	CAMLOG® Titanium base, for CAMLOG® ceramic abutment,		K2242.3342	K2242.3842	K2242.4342	K2242.5042	K2242.6042
	CAMLOG® Logfit® abutment, incl. CAMLOG® abutment screw		–	K2550.3808 K2550.3815	K2550.4308 K2550.4315	K2550.5008 K2550.5015	K2550.6008 K2550.6015
	Logfit® impression cap		–	J2551.4300		J2551.6000	
	Logfit® analog		–	J2552.4300		J2552.6000	
	Logfit® plastic coping, for crowns		–	J2553.4302		J2553.6002	
	Logfit® plastic coping, for bridges		–	J2553.4301		J2553.6001	
ABUTMENTS FOR HYBRID RESTORATIONS	CAMLOG® Bar abutments	 GH 0.5 GH 2.0 GH 4.0	J2255.3305 J2255.3320 –	J2255.3805 J2255.3820 J2255.3840	J2255.4305 J2255.4320 J2255.4340	J2255.5005 J2255.5020 J2255.5040	J2255.6005 J2255.6020 J2255.6040
	Impression posts, for bar abutment		J2130.4300	J2130.4300	J2130.4300	J2130.6000	
	Healing cap, for bar abutment		J2030.4300	J2030.4300	J2030.4300	J2030.6000	
	Base for bar abutment, burn-out		J2257.3300	J2257.3800	J2257.4300	J2257.5000	J2257.6000
	Base for bar abutment, cast-on		J2263.4300	J2263.4300	J2263.4300	J2263.6000	
	Base for bar abutment, solderable		J2258.4300	J2258.4300	J2258.4300	J2258.6000	
	Base for bar abutment, laser-weldable, (Titanium)		J2262.4300	J2262.4300	J2262.4300	J2262.6000	
	Titanium bonding base for bar abutment, Passive-Fit		J2260.3300	J2260.3800	J2260.4300	J2260.5000	J2260.6000
	Sleeve for titanium bonding base, burn-out, Passive-Fit		J2261.3300	J2261.3800	J2261.4300	J2261.5000	J2261.6000
	CAMLOG® Ball abutment set, incl. male part und matrix CM Dalbo®-Plus, red duplication aid/spacer, stabilizing ring and ball abutment analog	 GH 1.5 GH 3.0 GH 4.5	J2250.3315 J2250.3330 –	J2250.3815 J2250.3830 J2250.3845	J2250.4315 J2250.4330 J2250.4345	J2250.5015 J2250.5030 J2250.5045	– – –
	CAMLOG® Ball abutment, male part	 GH 1.5 GH 3.0 GH 4.5	J2249.3315 J2249.3330 –	J2249.3815 J2249.3830 J2249.3845	J2249.4315 J2249.4330 J2249.4345	J2249.5015 J2249.5030 J2249.5045	– – –
	Matrix CM Dalbo®-Plus, for ball abutment, incl. lamella retention insert		J2250.0005	J2250.0005	J2250.0005	J2250.0005	–
	Lamella retention insert, for matrix CM Dalbo®-Plus		J2250.0007	J2250.0007	J2250.0007	J2250.0007	–
Ball abutment analog, inkl. stabilizing ring	 J3015.3300	J3015.3800	J3015.4300	J3015.5000	–		
CAMLOG® Locator® abutment	 GH 1.0 GH 2.0 GH 3.0 GH 4.0	J2253.3310 J2253.3320 J2253.3330 –	J2253.3810 J2253.3820 J2253.3830 J2253.3840	J2253.4310 J2253.4320 J2253.4330 J2253.4340	J2253.5010 J2253.5020 J2253.5030 J2253.5040	– – – –	
Locator® impression cap		J2253.0200	J2253.0200	J2253.0200	J2253.0200	–	
Locator® analog		J2253.0340	J2253.0340	J2253.0340	J2253.0350	–	
Locator® male processing packages, incl. 1 Titanium housing with processing replace- ment male 1 Block out spacer white 1 Replacement male clear 1 Replacement male pink 1 Replacement male blue	 J2253.0102	J2253.0102	J2253.0102	J2253.0102	J2253.0102	–	
Locator® male processing packages for extended range, incl. 1 Titanium housing with processing replacement male 1 Block out spacer white 1 Replacement male green 1 Replacement male orange 1 Replacement male red	 J2253.0112	J2253.0112	J2253.0112	J2253.0112	J2253.0112	–	
CAMLOG® ABUTMENTS FOR DOUBLE CROWN RESTORATIONS	CAMLOG® Universal abutment			K2211.3800	K2211.4300	K2211.5000	K2211.6000
	CAMLOG® Universal abutment PS, for Platform Switching		–	K2201.3800	K2201.4300	K2201.5000	K2201.6000
	CAMLOG® Telescope abutment		–	K2212.3800	K2212.4300	K2212.5000	K2212.6000

HEADQUARTERS

CAMLOG Biotechnologies AG | Margarethenstrasse 38 | CH - 4053 Basel
info@camlog.com | www.camlog.com

Manufacturer of CAMLOG®/CONELOG® products: ALTATEC GmbH, Maybachstraße 5, D-71299 Wimsheim

camlog